

# CapMetro Services in Lago Vista & Manor

August 2022

# CapMetro Services in Lago Vista

- Route 214 (Northwest Feeder)
- Pickup Lago Vista
- Metro Rideshare vanpool
- MetroAccess paratransit

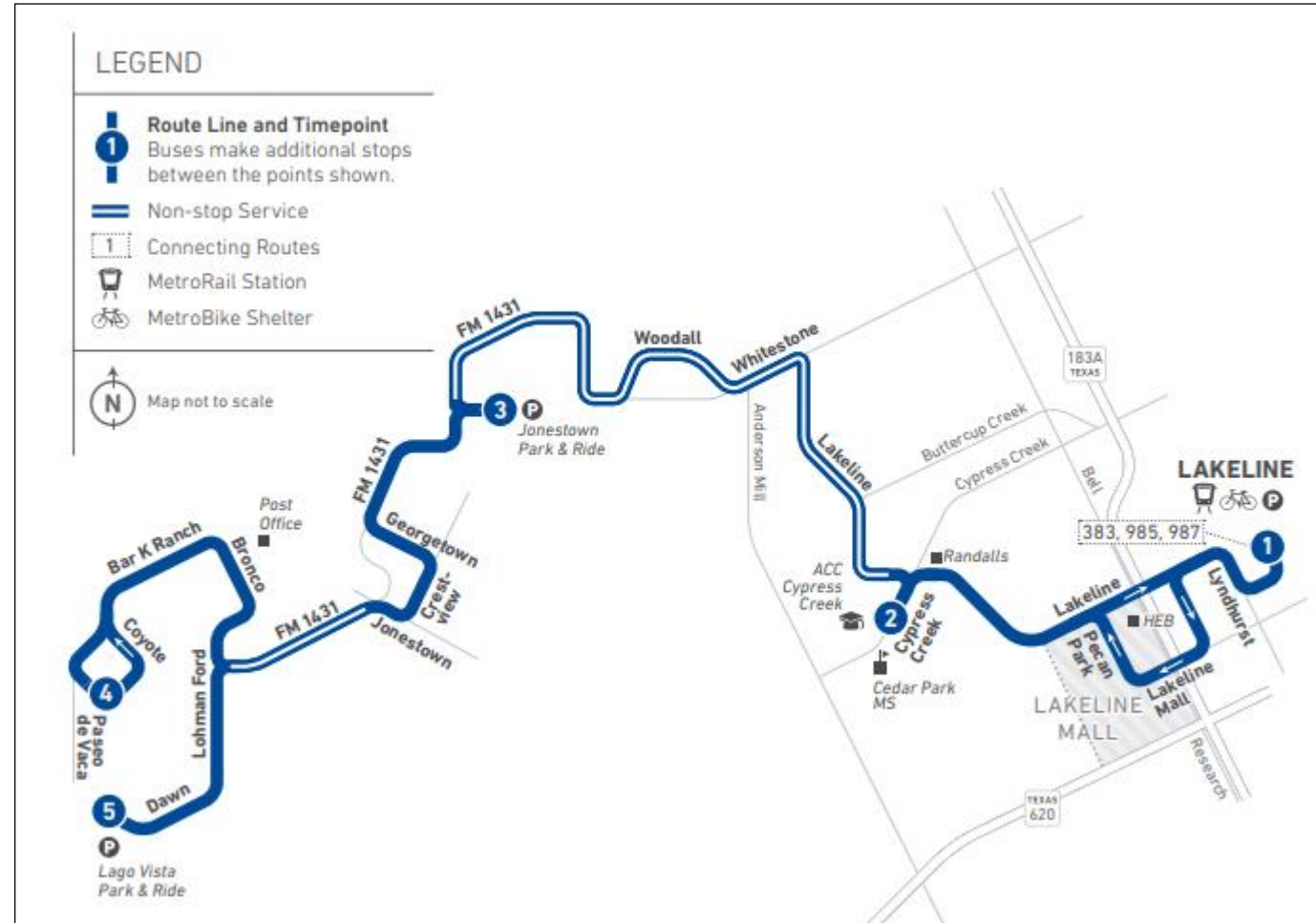




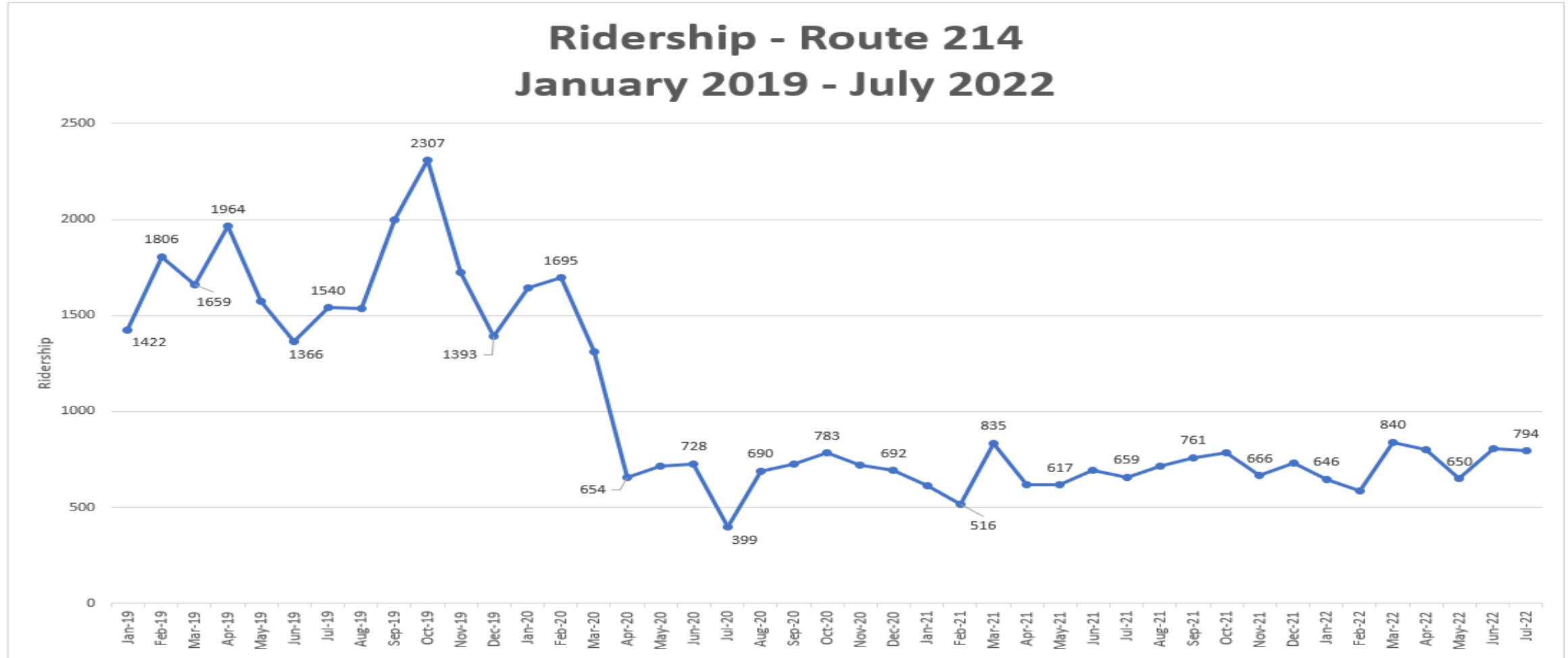
# CapMetro Services in Lago Vista – Route 214

## • Route 214 (Northwest Feeder)

- Weekdays: 16 westbound, 18 eastbound trips
- June 2022 Lago Vista-specific Ridership: **528**
- 13 stops in Lago Vista, including City Hall park and ride
- \$1.25 adult fare, \$0.60 senior fare, kids under 18 ride free
- FY2021: **4,935** vehicle hours, **\$411,105** per year

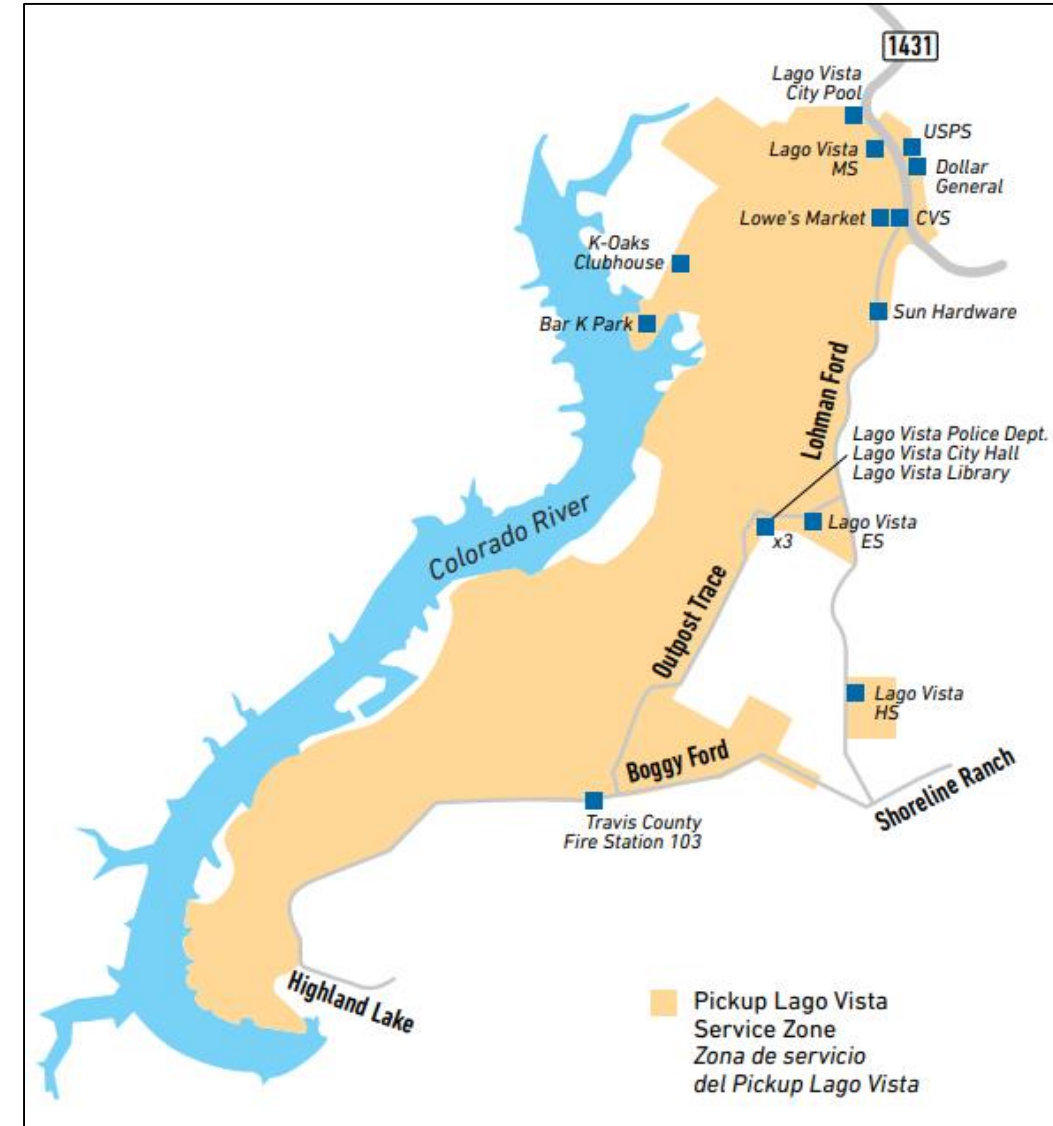


# Ridership – Route 214 (Full Route)



# Lago Vista – Pickup

- On demand, point-to-point service.  
Operations began August 2020.
- Operates 7:00 a.m. – 7:00 p.m. weekdays,  
trips booked via Pickup app or phone.
- \$1.25 adult fare, \$0.60 senior fare, kids  
under 18 ride free.
- July 2022 Ridership: **1,152**
- FY2021: **4,627** vehicle hours, **\$347,728** per  
year

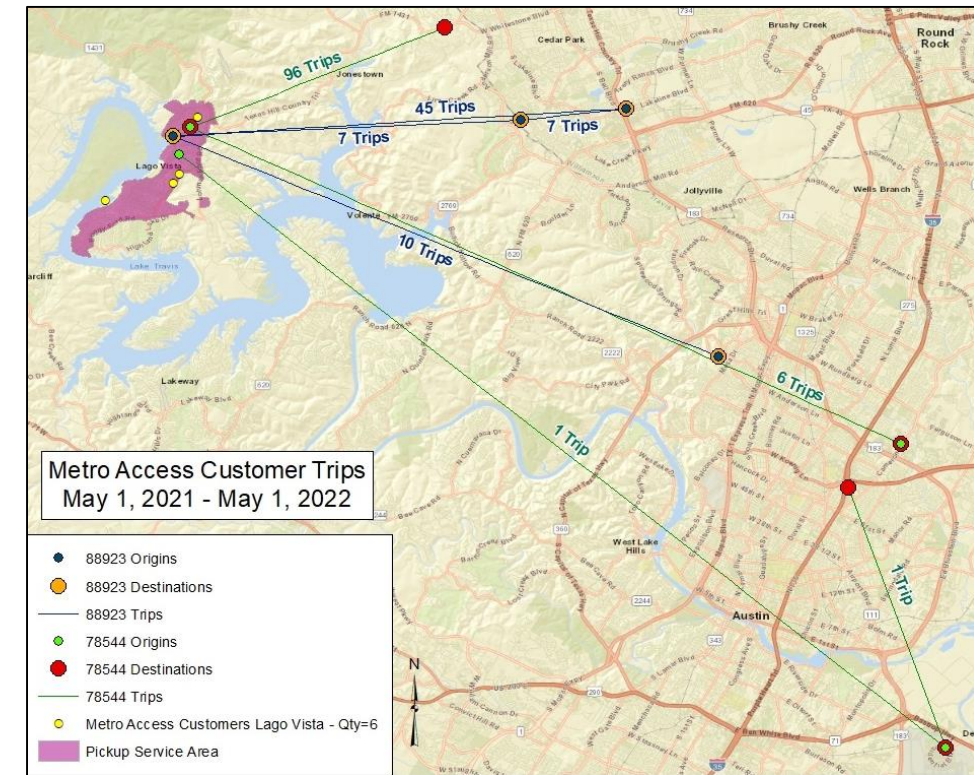


# CapMetro Services in Lago Vista – Pickup



# CapMetro Services in Lago Vista – MetroAccess

- **MetroAccess:** door-to-door paratransit service for individuals with qualifying disabilities.
  - Lago Vista pickup and drop-off area is within  $\frac{3}{4}$  mile of Route 214, to destinations anywhere within  $\frac{3}{4}$  mile of a CapMetro bus route.
  - Trips available during CapMetro bus service hours
  - **172** trips, **8** clients (May 2021 to May 2022)
  - FY2021: **211** vehicle hours, **\$20,583** per year





# CapMetro Services in Manor

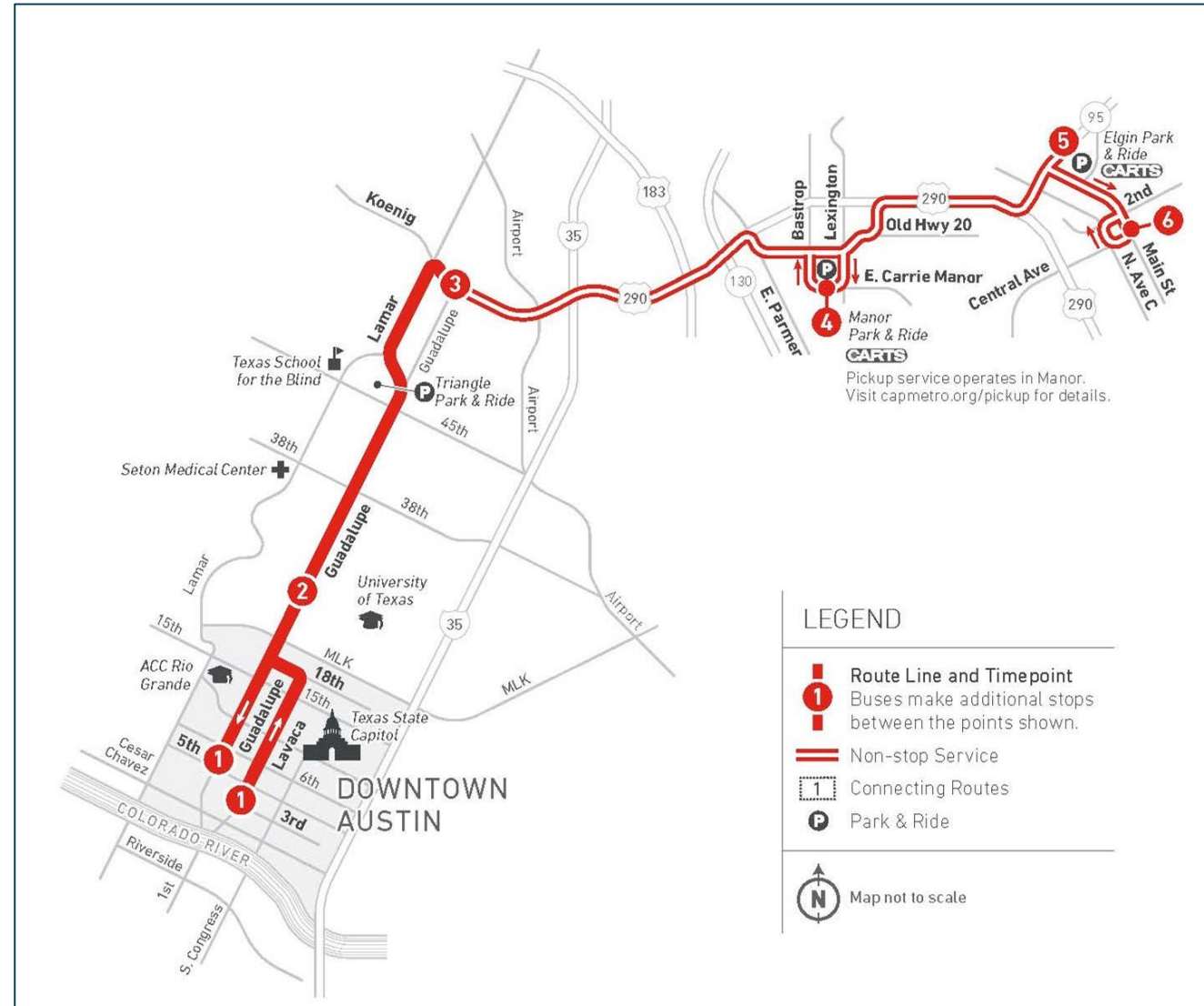
- Route 990  
(Manor/Elgin Express)
- Pickup Manor



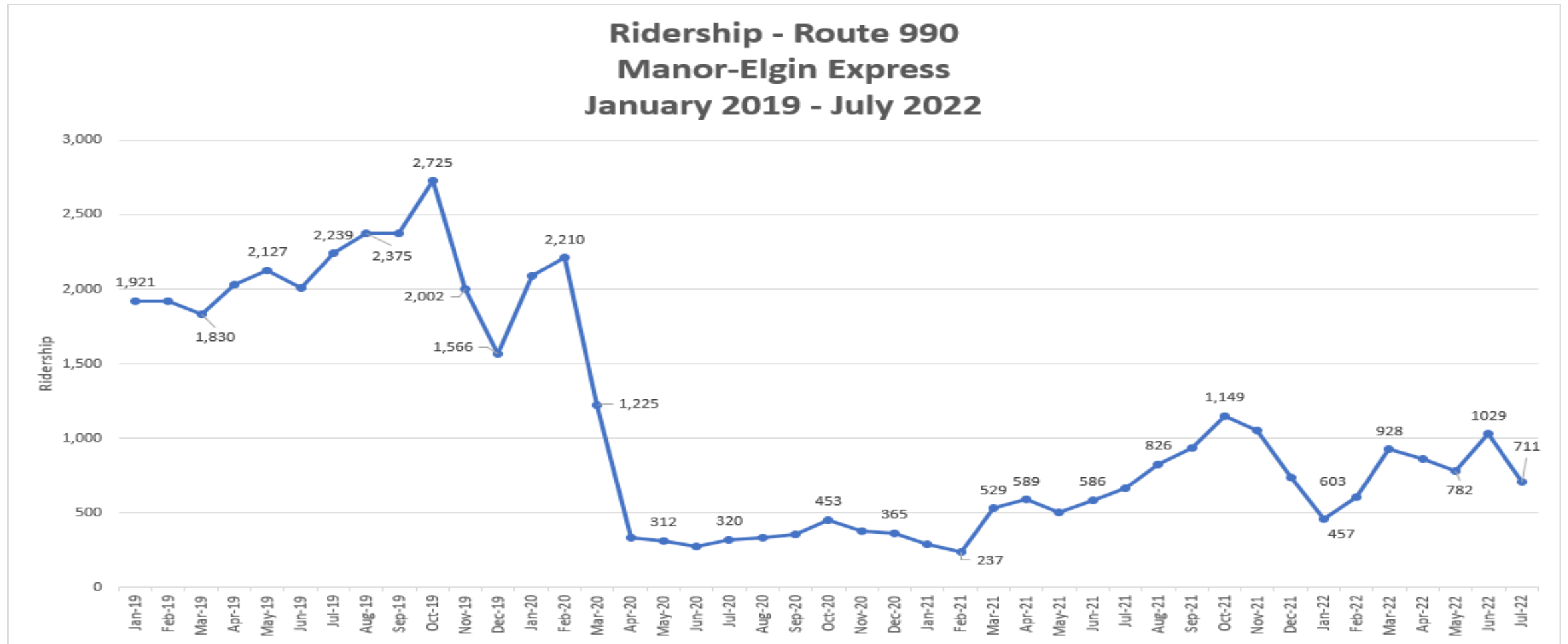


# CapMetro Services in Manor – Route 990

- **Route 990 (Manor/Elgin Express)**
  - Weekdays: 2 westbound, 2 eastbound trips
  - July 2022 Ridership: **711**
  - Express service connecting Elgin, Manor to Downtown Austin
  - Manor Park and Ride
  - FY2021: **2,865** vehicle hours, **\$238,695** per year



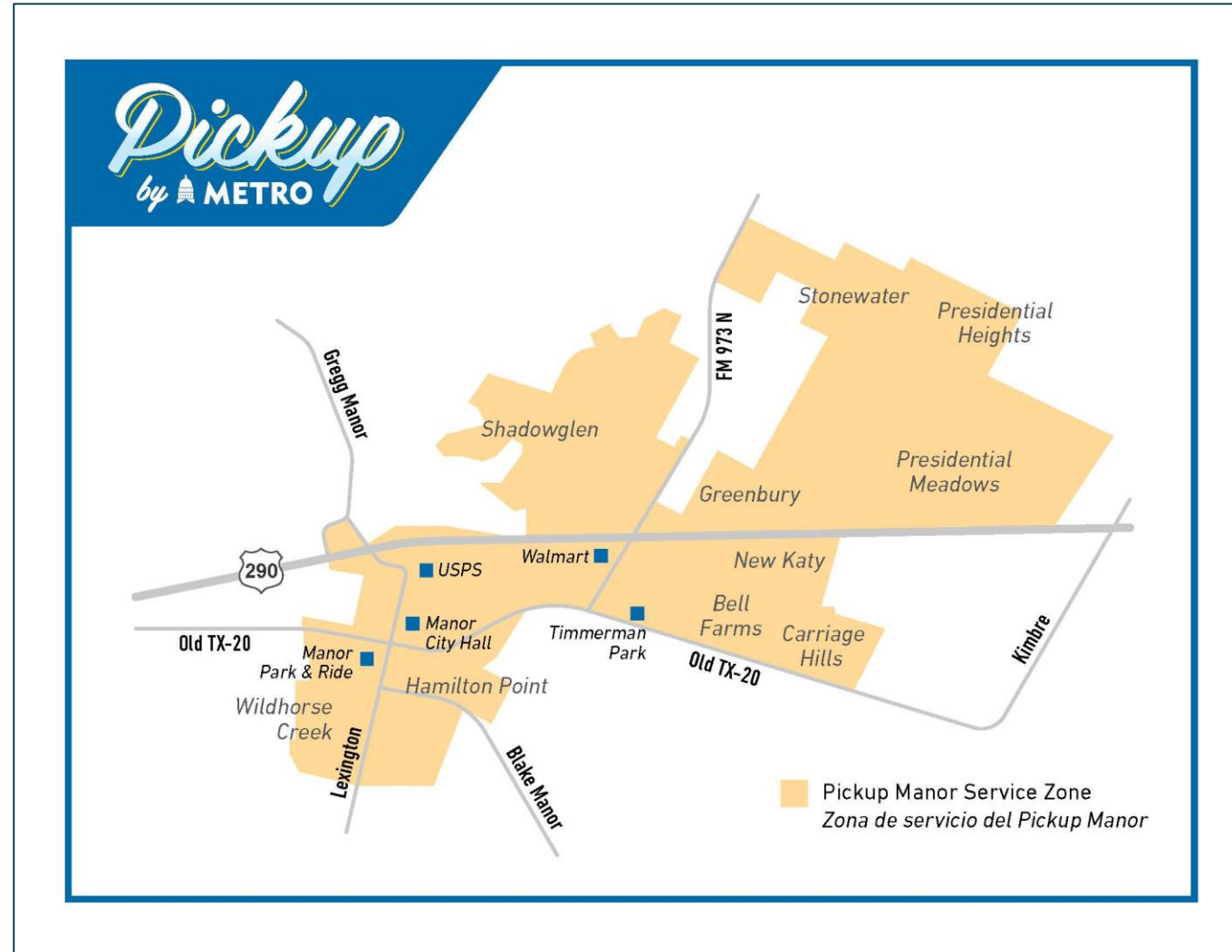
# Ridership – Route 990



# Manor Pickup - Began June 2019

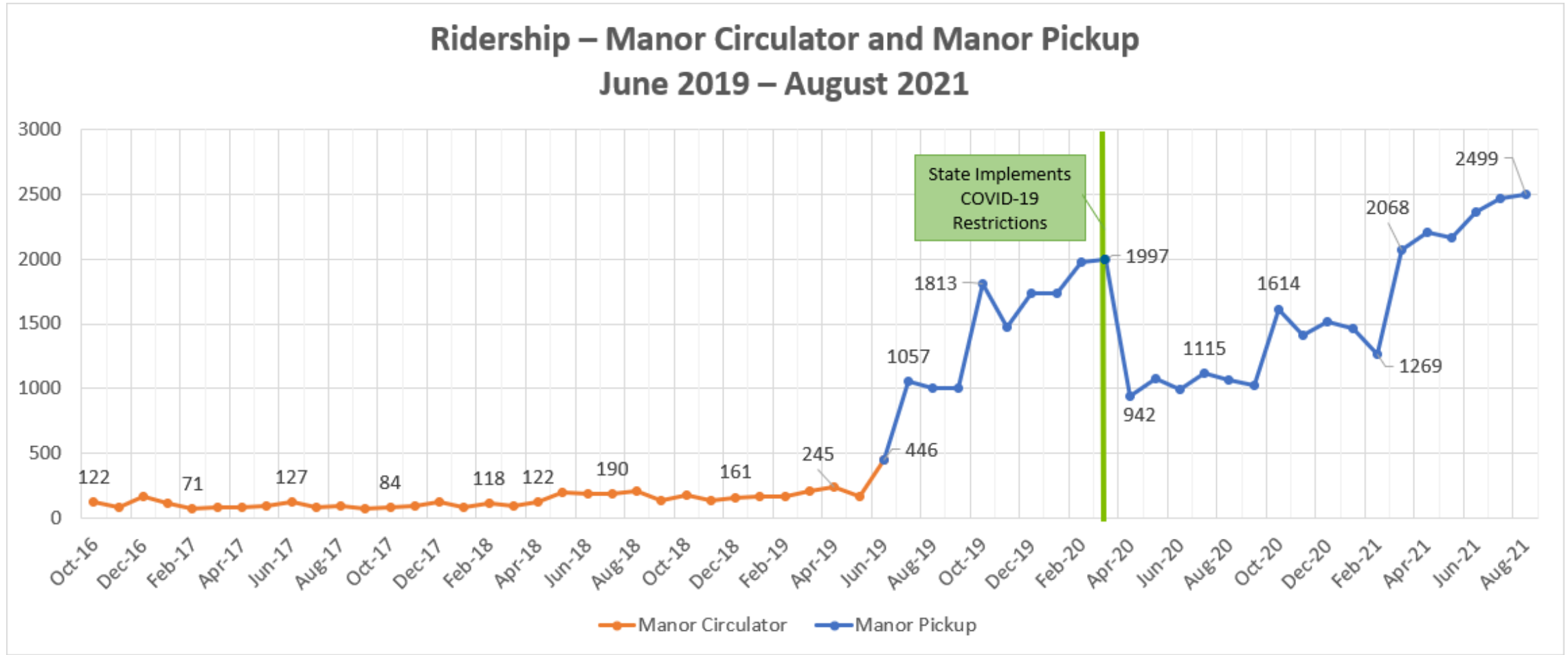
- Service Area = 5 sq. mi.; 3 vehicles
- Operates 7:00 a.m. – 7:00 p.m.  
weekdays, trips booked via Pickup app or phone.
- July 2022 Ridership: **3,667**
- FY2021: **7,198** vehicle hours, **\$641,319** per year

*Note: 75% of Pickup annual hours are allocated to Manor with the remaining 25% reimbursed by Travis County*

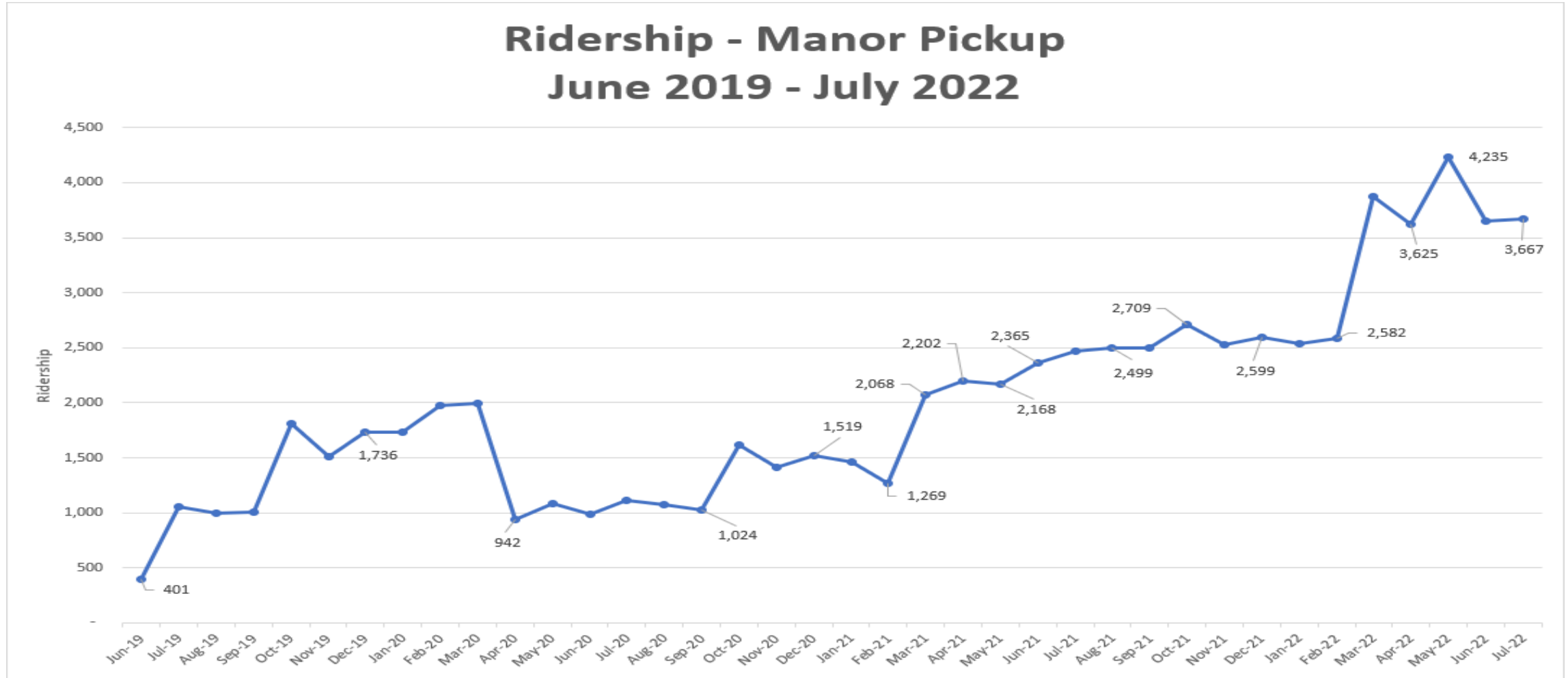




# Ridership - Manor Flex / Manor Pickup



# Ridership - Manor Pickup



# Capital Contribution Programs

- CapMetro provides funding for transit supportive capital projects in suburban member cities that contribute more in sales tax than transit services received through **Build Central Texas (BCT)**.
  - **BCT** – is an annual funding program currently for Leander, Manor, Lago Vista, Jonestown, Point Venture, and San Leanna and is in an amount equal to the difference between sales tax contribution and total cost of service to the city.
- Additional capital funds for transit supportive infrastructure:
  - \$10 million available in a proportionate amount, based on sales tax contributions relative to other small member cities.



# Expanded BCT Program – Capital Contributions

- Expanded BCT program to allocate funds for transit supportive infrastructure in the following amounts for suburban member cities:

Suburban City	Updated BCT	FY2022 Capital Fund	FY2021 Sales Tax	FY2021 Service Cost
Leander	<b>\$1,921,057</b>	<b>\$7,417,923</b>	\$9,600,436	\$7,679,379
Manor	<b>\$1,065,048</b>	<b>\$1,585,190</b>	\$2,051,587	\$986,539
Lago Vista	<b>\$129,328</b>	<b>\$702,154</b>	\$908,743	\$779,416
Jonestown*	<b>\$0</b>	<b>\$182,739</b>	\$236,504	\$274,167
Point Venture	<b>\$92,964</b>	<b>\$71,830</b>	\$92,964	\$0
San Leanna	<b>\$51,981</b>	<b>\$40,164</b>	\$51,981	\$0

\*Jonestown receives \$37,663 more in CapMetro services than sales tax contributions, therefore BCT is \$0.

# CapMetro Services in Lago Vista & Manor

**Thank You!**